

TABLE TOP

A simple but elegant shield with slotted feet and optional transaction slot.

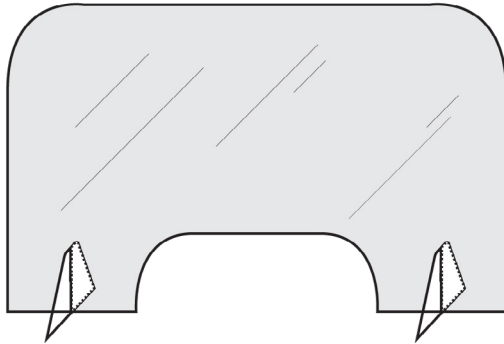
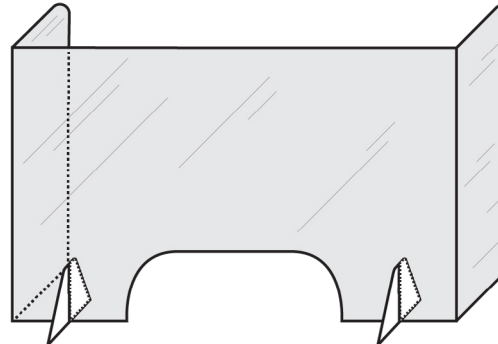


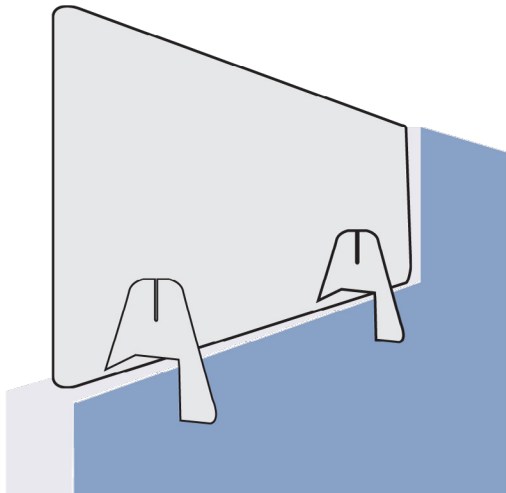
TABLE TOP - WITH BENDS

Just like its simpler cousin without bends, this model has added stability, allowing for taller, more rigid shields.



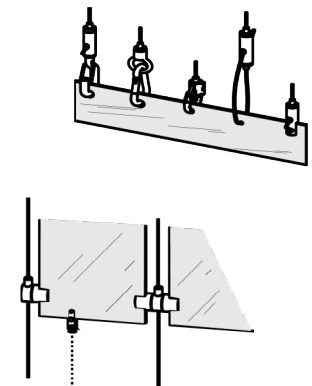
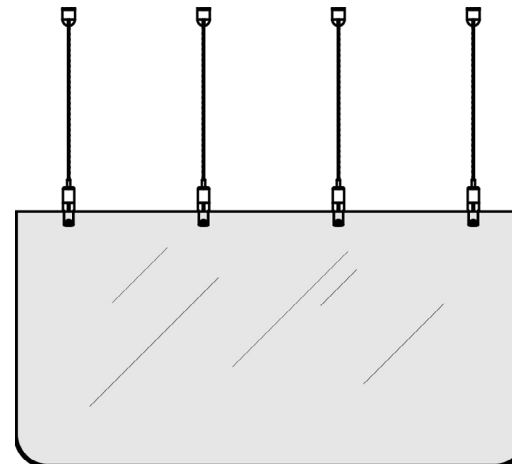
CUBICLE EXTENSION

For office spaces where extra protection is needed between desks.



HANGING SHIELD

For counter areas and tight spaces without room for a standing shield, but plenty of space above.



ORDERING PROCEDURE

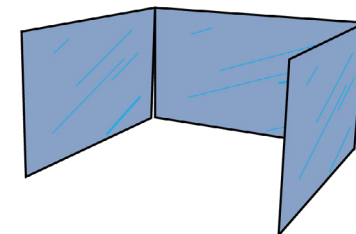
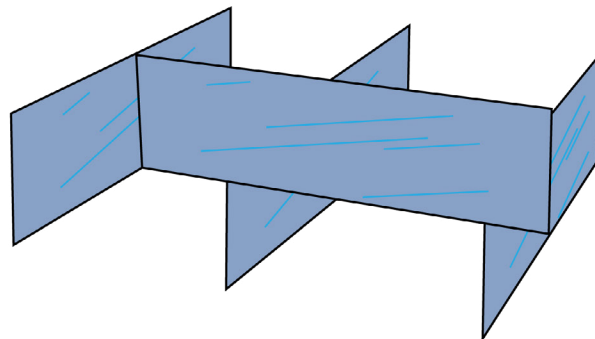
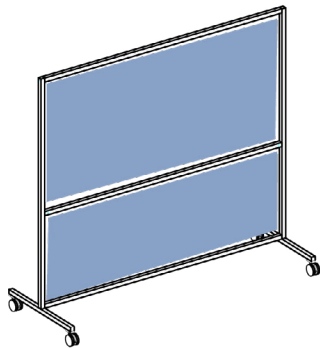
(If you get lost at any point, skip straight to step 5 and talk to your Connexion representative.)

1. Choose the model that best suits your needs.
2. Select from one of our optimal sizes or pick a custom size that will more precisely fit your space. Our class size guide will help you stay within budget. Class A uses the most material, and is therefore the highest cost.
3. Choose adders or modifications that make it just right for your application.
 - Transaction slots
 - Custom holes
 - Special shapes
 - Casters for mobility
 - Hanging accessories
4. Build your part number from our chart.
5. Request a quote from your Louvers International representative.

FEATURES

- Fully customizable
- Made in the USA
- Short lead times
- Window clear polycarbonate is our primary material for construction. It is extremely durable and nearly unbreakable.
- Our sales team can be reached by phone or email during regular business hours, Monday through Friday 8am to 5pm Central Time, and sometimes even outside those hours. Speaking to a live person often makes the ordering process easier, especially for tougher jobs.

If one of our standard solutions doesn't fit your application, ask about some of our custom solutions.



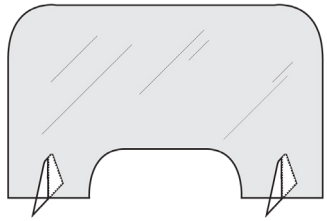


TABLE TOP

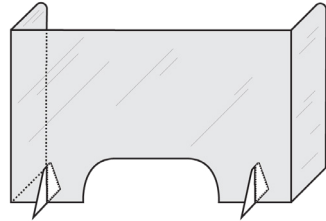
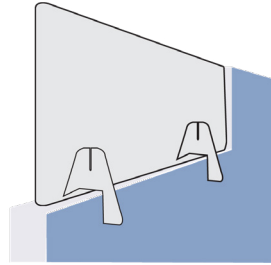
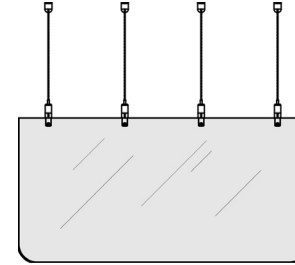


TABLE TOP - WITH BENDS



CUBICLE EXTENSION



HANGING SHIELD

ORDERING PROCEDURE

SDS - Social Distance Shield	SIZE	MATERIAL	THICKNESS	MODIFICATIONS	BASE
TT - Table Top	A	PC* - Polycarbonate Clear	.118	TS - Transaction Slot	SF - Slotted Feet
TTB - Table Top with Bends	B	AC - Acrylic Clear	.125	H - Hole	C - Cubicle
CE - Cubicle Extension	C	PO - Polycarbonate Opaque	.187	N- None	N - None
HS - Hanging Shield	D	AO - Acrylic Opaque	.220		
	E	AT - Acrylic Translucent	.250		
	F	PG - PETG Clear			
	G				
	H	* Polycarbonate Clear is the standard material. Other materials may have limited availability or long lead times.	^ Other thicknesses may be available. Not all materials are available in all thicknesses.		Note - Other custom bases, like aluminum frames and casters are available. Check with a Connexion representative for details.
	(We will determine the code for this field, based on the size you choose. Or, see our size chart on page 4 for size ranges.)				

EXACT SIZE

If your part number is not a common size listed on the following page, add it as a comment after the complete part number.

Use inches as measurement and indicate Width x Height (x Depth if it is a TTB).

COMMON SIZES

TABLE TOP		
(Width" x Height")	Use Part Number	Additional Instructions
47 x 23	SDS-TT-D1-PC-.118-TS-SF	Standard Transaction Slot is 12" x 3" Provide alternate size if needed (If no transaction slot is desired, change TS in part number to N)
36 x 36	SDS-TT-B1-PC-.118-TS-SF	
36 x 31	SDS-TT-C2-PC-.118-TS-SF	
36 x 23	SDS-TT-D2-PC-.118-TS-SF	
72 x 36	SDS-TT-A1-PC-.187-TS-SF	
72 x 31	SDS-TT-A2-PC-.187-TS-SF	
72 x 23	SDS-TT-B3-PC-.187-TS-SF	
47 x 36	SDS-TT-B2-PC-.187-TS-SF	

TABLE TOP WITH BENDS		
(Width" x Height" x Bend")	Use Part Number	Additional Instructions
43 x 36 x 2	SDS-TTB-B2-PC-.118-TS-SF	Standard Transaction Slot is 12" x 3" Provide alternate size if needed (If no transaction slot is desired, change TS in part number to N)
43 x 31 x 2	SDS-TTB-C1-PC-.118-TS-SF	
43 x 23 x 2	SDS-TTB-D1-PC-.118-TS-SF	
36 x 47 x 2	SDS-TTB-B3-PC-.118-TS-SF	
36 x 36 x 2	SDS-TTB-B4-PC-.118-TS-SF	
36 x 31 x 2	SDS-TTB-C2-PC-.118-TS-SF	
36 x 23 x 2	SDS-TTB-D2-PC-.118-TS-SF	

COMPREHENSIVE SIZE CHARTS

Table Top, Cubicle Extension, and Hanging Shield - Standard Rectangular Configurations																
	Class A		Class B		Class C		Class D		Class E		Class F		Class G		Class H	
	Width	Height	Width	Height	Width	Height	Width	Height	Width	Height	Width	Height	Width	Height	Width	Height
Min Size	48	24	32	32	31	23	24	18	24	15	24	12	24	11	11	11
Max Size	95	47	47	47	47	31	47	23	47	18	31	23	47	12.5	23	23
Range	48x24 to 95x47		32x32 to 47x47		31x23 to 47x31		24x18 to 47x23		24x15 to 47x18		24x12 to 31x23		24x11 to 47x12.5		11x11 to 23x23	
			*Alt. Max 95x23													

Table Top, Cubicle Extension, and Hanging Shield - Standard Rectangular Configurations																
	Class A		Class B		Class C		Class D		Class E		Class F		Class G		Class H	
	Width	Height	Width	Height	Width	Height	Width	Height	Width	Height	Width	Height	Width	Height	Width	Height
Min Size	40	24	28	32	27	23	20	18	20	15	20	12	20	11	7	11
Max Size	87	47	43	47	43	31	43	23	43	18	27	23	43	12.5	19	23
Max Bend	4		2		2		2		2		2		2		2	
Range	48x24 to 87x47		28x32 to 43x47		27x23 to 43x31		20x18 to 43x23		20x15 to 43x18		20x12 to 27x23		20x11 to 43x12.5		7x11 to 19x23	
			*Alt. Max 87x23													